


Welcome to

Reception!



Induction Plan

Week Commencing 1st of September 2026

Tuesday 1st of September – Staff Training Day
no children in school.

Wednesday 2nd of September – Stay and Play session in Reception class. Parents must stay with child, 1 parent per child, 9.30 am-11.00am

Thursday 3rd of September -
Children to start Reception full time.
Children will attend 8.45am-3.20pm

[Drop off at Reception Class Door and Reception Collection is the main gate at 3.20pm](#)

Key Staff in Reception

Reception Teacher:

Mrs Jackson

Reception Class Teaching Assistant:

Mrs Hunter

The Early Years Team

Mrs Calvert: Nursery Teacher, EAL lead, Class DOJO lead

Mrs Grant- L3 TA EY's (Nursery)

Mrs Jubb-L3 TA EY's (2 provision)

Leah: L2 apprentice (2 provision)

Early Year's Lead: Mrs Jackson (Year 1 Teacher), DDSL

Senior Leadership Team (SLT)

Headteacher:

Mrs Farren(DSL)

Assistant Headteacher:

Mrs Cuthbertson (DDSL)


Assistant Headteacher:

Mrs Graham (DDSL)

School Business Manager:

Pippa Ellis

A day in the life of a Reception Child





Registration
Phonics
Plan Do Review
Outdoor play
Snack
Math's/ Literacy Focus Groups
Dinner
Topic activities
Drawing Club
Outdoor play
Small/Large group time
Home time



Learning in Reception

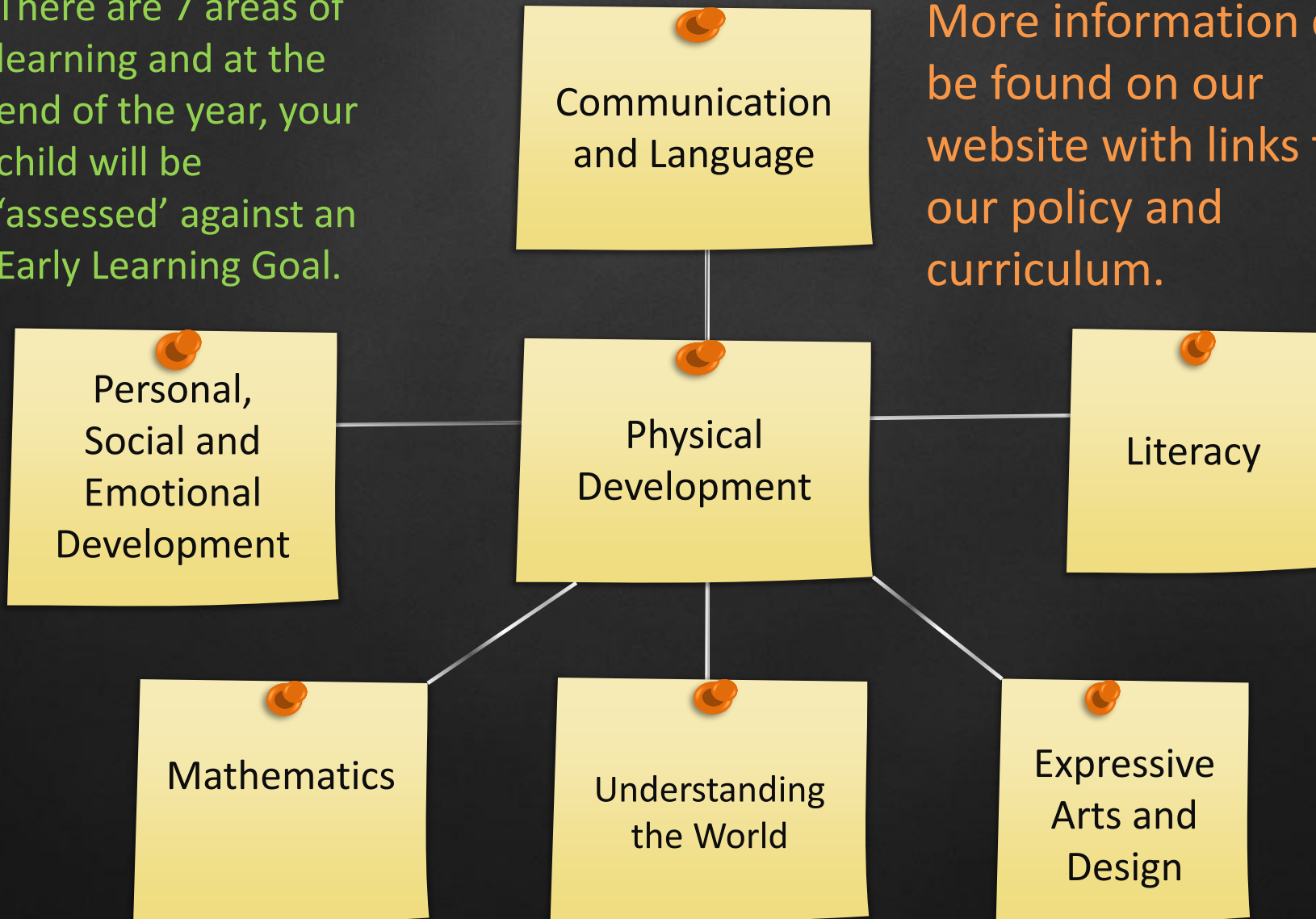
- Exciting environments
- Child initiated activities
- Adult interaction
- Observations
- Phonics
- Play!



The Early Years Foundation Stage

There are 7 areas of learning and at the end of the year, your child will be 'assessed' against an Early Learning Goal.

More information can be found on our website with links to our policy and curriculum.

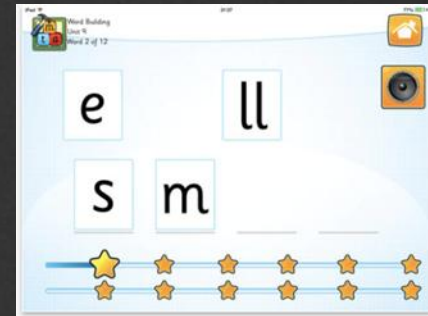


Phonics



At The Drive Primary School, we follow a phonics program called 'Sounds Write'.

Sounds write is a quality first phonics program and is acknowledged by the DfE as meeting all its criteria for an effective teaching program.



top sat mop

Phonics



The staff in Reception are Sounds write trained and this is the phonic scheme we are using. You will be shocked at just how quick your child will pick up reading and decoding words!

A few weeks after starting, your child will get a bookbag with a Soundwrite reading book and a letter formation slip that tells you about the sounds your child are learning.

top sat mop

Phonics-How can I help?

Please , read with your child. Just one or two pages can make a world of difference.

We teach sounds using the 'pure sounds' so, 'b' not 'buh' and 'k' not 'kuh'. Please avoid any other videos that pronounce the sounds in a different way (particularly American videos on Youtube) as this will confuse your child.

If you have an IPAD , Soundwrite have a free app that you can use at home.



top sat mop

Reading and Book bags

- **Book bags - Monday and Thursday (to be brought into school. The books match the phonics levels for the children).**
- **Please find time to read with your child at home. Even if it just a page a day, it will help to accelerate their reading! Reading books are matched to your child's phonics program and they run alongside the program, Sounds write. Books will be sent home a few weeks after they start school in September.**
- **Letter formation sheets will be included when your child moves into the next unit in our phonics scheme.**

Examples of our reading books:



Uniform and P.E Kit

Children are required to wear navy on the bottom half (trousers/skirts/navy tights are all acceptable) and light blue polo shirts.

The link to purchase Hoodies/Logo jumpers can be found on our website. You will deal with this company directly and you can choose how to best receive these items.

School shoes should be black, with no logos evident. Please note that plain, black trainers are allowed.

The best place to source your uniform is Tesco. You can get multipacks of navy jumpers/cardigans for about £5.00 and we encourage you to shop the value range or get second hand!

Children attend school wearing their PE kits. Your child will be allocated a PE house and you can buy tops with their house written on. This is through the same supplier who provides our Hoodies.

Uniform and P.E Kit- examples



What do I need in my school bag?

LABEL EVERYTHING PLEASE 😊

Book Bag



With reading books in it.

Water Bottle



Water only please.
Don't put in book bag.

Coat



Winter Clothing



Hat, scarf and gloves
Please name EVERYTHING

Summer Clothing



Please name EVERYTHING
Apply sun cream before school

Lunch Box



(If necessary)
No nuts!

Lunches

All children in Reception are eligible for Universal Free School Meals. I recommend that you try your child with the free school meals- I can confirm they are delicious! Don't worry if your child is a fussy eater, we can help you with this.

There is plenty of choice. Each day there is a meat option, vegetarian option, deli option (i.e. sandwich/wrap) and a jacket potato option. There is also a fresh salad bar and desserts with lots of choice (like yogurt/fruit/cheese and crackers). Children are given a choice of milk/ water or juice to drink with their meal. We have dedicated lunchtime supervisors to support your child in the dining hall and Mrs Hunter I will stay with your child. Children have an hour to eat lunch.

Children can also bring a packed lunch to school. If you have any dietary requirements then please let us know.



Class Dojo and our Website

We currently use Class DOJO as a method of engaging with parents/carers. We use this as a behaviour tool (DOJO points) which you can see and as a messaging/contact tool.

You can message us directly and she can contact you directly too (if over lunch it may be later in the afternoon or if you message on an evening, it will be answered the next working day).

If you are not subscribed to it, please let us know so we can get on the app!



Toilet training support

If your child needs support with toileting then please let us know. We can support you with whatever stage you are on with your toileting training journey.

If your child requires additional support with toilet training, please make sure they have a few spare changes of clothes, wipes and nappy sacks in their bag. This will enable us to change and offer support where needed.

Our evidence-based 3 step 'Let's Go Potty' approach is broken down into these stages: preparation, practice and then stopping using nappies.

Visit our website:

www.eric.org.uk



School Readiness... what is it?



UK Government

In Reception, we will also encourage your child to brush their teeth after lunch. We are part of the oral health school scheme.

Brushing children's teeth

When to brush:

- Start as soon as the first tooth appears (usually around 6 months).
- Brush twice each day at home, especially before bedtime.
- Brush for your child until they are 3. Then supervise until at least age 7.

How to brush:

- Brush for 2 minutes, covering every tooth.
- Spit, don't rinse with water, to leave the fluoride coating the teeth.
- Brush using small circles, covering every surface. Remember to gently brush gums and behind teeth.



Starting Reception

Your child's journey to
school starts at home.

<https://startingreception.co.uk/>



UK Government

Thank you for attending

*Do you have any
questions?*



Please follow our schools Facebook Page!
Search: The Drive Community Primary School